
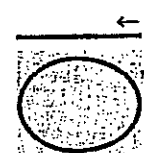




























NUMBER PRACTICE

Start on the dot. Copy the numbers.



Use these extra gray blocks for teacher demonstration or student practice.



Start on the dot. Copy the numbers.

